



2013 QBE



### Round 3 : Queensland Raceway : June 14 - 16

#### SPORTS RACER

#### Race 1

Date: 15/06/13

Event: R04

Started at: 16:19:59

Laps: 14 Min + 1

Lap

Starters: 9

Printed at: 16:40

Weather: Partly cloudy - Temp: 16.6C

Track: Dry - Temp: 22.6C

#### PROVISIONAL CLASSIFICATION

Pos	No	Gr	Name	Machine	Laps	Race Time	Behind	Fastest Lap	On Lap
1	1		Adam PROCTOR (NSW) / AP Racing	Stohr WF1 998	14	16:19.522		1:08.920	9
2	56		James WINSLOW (ENG) / West Race Cars	West WR 998	14	16:20.472	.950	1:08.814	14
3	18		Aaron STEER (SA) / West Race Cars	West WR 998	14	16:43.013	23.491	1:10.108	3
4	2		Darren BARLOW (NSW) / AP Racing	Stohr WF1 998	14	16:43.185	23.663	1:09.673	12
5	61		Mark LAUCKE (SA) / Laucke Flour Mills	West WR 998	14	17:00.581	41.059	1:10.590	7
6	33		Michael WHITING (SA) / Mousetrap Motorsport	West WR 998	14	17:16.513	56.991	1:12.202	11
7	8		Warren THOMPSON (WA) / Ultra Fast Karts	West WR 1340	13	16:28.602	1 Lap	1:14.082	8
8	83		Aaron THOMPSON (SA) / Ultra Fast Karts	West WR 998	13	17:14.744	1 Lap	1:16.438	10
DNF	81		Craig PERRY (NSW)	Stohr WF1 998	7	8:24.064	7 Laps	1:10.062	3

Fastest Lap was 1:08.814 by James WINSLOW (ENG)

New race lap record for SR class - Previous: 1:08.900 by Adam PROCTOR (NSW) on a Stohr Suzuki GSXR WF1 set on 16/09/12

The results are provisional until the end of the time limit for protests and appeals.

Chief Time Keeper - Scott Laing

Clerk of Course - Paul Cansdale



Computime Race Timing Systems Pty Ltd © 1996


Licensed to Computime Race Timing Systems

[www.computime.com.au](http://www.computime.com.au)

COMPUTIME RACE TIMING SYSTEMS PTY LTD

9 Timber Lane, Glen Waverley, Vic 3150. Ph : 0418 17 13 17

E-mail : [scott@computime.com.au](mailto:scott@computime.com.au)





2013 QBE



### Round 3 : Queensland Raceway : June 14 - 16

### SPORTS RACER Race 1

Date: 15/06/13

Event: R04

Started at: 16:19:59

Laps: 14 Min + 1

Lap

Starters: 9

Printed at: 16:40

Weather: Partly cloudy - Temp: 16.6C

Track: Dry - Temp: 22.6C

### PROVISIONAL LAP TIMES

No	Name	Lap 1	Lap 2	Lap 3	Lap 4	Lap 5	Lap 6	Lap 7	Lap 8	Lap 9	Lap 10
1	Adam PROCTOR (NSW)	1:17.118	1:09.665	1:09.602	1:09.259	1:09.261	1:09.234	1:09.294	1:09.200	<b>1:08.920</b>	1:09.179
	10	1:09.382	1:09.396	1:10.828	1:09.184						
2	Darren BARLOW (NSW)	1:18.649	1:10.589	1:12.029	1:11.791	1:11.016	1:09.901	1:10.352	1:14.223	1:10.188	1:10.133
	10	1:12.126	<b>1:09.673</b>	1:10.996	1:11.519						
8	Warren THOMPSON (WA)	1:25.003	1:15.457	1:15.313	1:15.679	1:15.674	1:15.373	1:15.372	<b>1:14.082</b>	1:15.759	1:14.538
	10	1:15.033	1:16.830	1:14.489							
18	Aaron STEER (SA)	1:17.677	1:10.802	<b>1:10.108</b>	1:11.041	1:11.566	1:11.039	1:11.696	1:11.206	1:11.512	1:10.779
	10	1:10.991	1:11.225	1:11.867	1:11.504						
33	Michael WHITING (SA)	1:24.473	1:13.580	1:13.531	1:13.881	1:13.748	1:13.432	1:14.362	1:12.566	1:13.055	1:12.904
	10	<b>1:12.202</b>	1:13.055	1:12.702	1:13.022						
56	James WINSLOW (ENG)	1:16.551	1:09.687	1:09.489	1:09.317	1:09.339	1:09.097	1:09.302	1:09.091	1:09.280	1:09.191
	10	1:09.420	1:09.419	1:12.475	<b>1:08.814</b>						
61	Mark LAUCKE (SA)	1:19.015	1:10.640	1:11.455	1:11.448	1:11.824	1:10.605	<b>1:10.590</b>	1:10.721	1:10.715	1:20.391
	10	1:10.647	1:10.999	1:20.780	1:10.751						
81	Craig PERRY (NSW)	1:18.211	1:10.770	<b>1:10.062</b>	1:11.108	1:11.270	1:11.125	1:11.518			
83	Aaron THOMPSON (SA)	1:30.158	1:20.401	1:19.290	1:18.955	1:18.226	1:17.742	1:18.691	1:17.622	1:17.552	<b>1:16.438</b>
	10	1:18.323	1:18.253	1:23.093							

The results are provisional until the end of the time limit for protests and appeals.

Chief Time Keeper - Scott Laing

Clerk of Course - Paul Cansdale



Computime Race Timing Systems Pty Ltd © 1996


Licensed to Computime Race Timing Systems

[www.computime.com.au](http://www.computime.com.au)

COMPUTIME RACE TIMING SYSTEMS PTY LTD

9 Timber Lane, Glen Waverley, Vic 3150. Ph : 0418 17 13 17

E-mail : [scott@computime.com.au](mailto:scott@computime.com.au)





2013 QBE



# Round 3 : Queensland Raceway : June 14 - 16

## SPORTS RACER

### Race 1

Date: 15/06/13

Event: R04

Started at: 16:19:59

Laps: 14 Min + 1

Lap

Starters: 9

Printed at: 16:40

Weather: Partly cloudy - Temp: 16.6C

Track: Dry - Temp: 22.6C

## PROVISIONAL SPLIT TIMES

Lap	Split 1	Split 2	Split 3	Lap Time	Lap	Split 1	Split 2	Split 3	Lap Time
<b>1 Adam PROCTOR (NSW) (1st)</b>					<b>33 Michael WHITING (SA) (6th)</b>				
1	28.861	31.499	16.758	1:17.118	1	33.887	32.873	17.713	1:24.473
2	22.872	30.276	16.517	1:09.665	2	23.925	32.307	17.348	1:13.580
3	22.724	30.408	16.470	1:09.602	3	24.036	32.400	17.095	1:13.531
4	22.764	30.308	<b>16.187</b>	1:09.259	4	23.640	32.721	17.520	1:13.881
5	22.749	30.119	16.393	1:09.261	5	23.919	32.913	16.916	1:13.748
6	22.658	30.267	16.309	1:09.234	6	23.616	32.371	17.445	1:13.432
7	22.698	30.240	16.356	1:09.294	7	24.018	33.233	17.111	1:14.362
8	22.777	30.102	16.321	1:09.200	8	23.829	31.826	<b>16.911</b>	1:12.566
9	22.636	<b>29.999</b>	16.285	<b>1:08.920</b>	9	23.831	32.173	17.051	1:13.055
10	22.649	30.174	16.356	1:09.179	10	23.583	32.153	17.168	1:12.904
11	<b>22.625</b>	30.288	16.469	1:09.382	11	23.410	<b>31.653</b>	17.139	<b>1:12.202</b>
12	22.662	30.285	16.449	1:09.396	12	23.689	32.256	17.110	1:13.055
13	23.037	31.439	16.352	1:10.828	13	<b>23.292</b>	32.335	17.075	1:12.702
14	22.776	30.120	16.288	1:09.184	14	23.350	32.166	17.506	1:13.022
<b>2 Darren BARLOW (NSW) (4th)</b>					<b>56 James WINSLOW (ENG) (2nd)</b>				
1	29.851	31.859	16.939	1:18.649	1	28.769	31.204	16.578	1:16.551
2	22.812	31.004	16.773	1:10.589	2	22.925	30.247	16.515	1:09.687
3	23.145	31.397	17.487	1:12.029	3	22.817	30.252	16.420	1:09.489
4	23.293	31.902	16.596	1:11.791	4	22.632	30.191	16.494	1:09.317
5	23.140	31.085	16.791	1:11.016	5	22.668	30.148	16.523	1:09.339
6	22.913	30.476	16.512	1:09.901	6	22.529	30.100	16.468	1:09.097
7	<b>22.725</b>	30.896	16.731	1:10.352	7	22.486	30.322	16.494	1:09.302
8	23.330	33.887	17.006	1:14.223	8	22.579	30.166	<b>16.346</b>	1:09.091
9	23.328	30.407	<b>16.453</b>	1:10.188	9	22.588	30.206	16.486	1:09.280
10	22.775	30.727	16.631	1:10.133	10	22.641	30.072	16.478	1:09.191
11	24.635	30.775	16.716	1:12.126	11	22.641	30.246	16.533	1:09.420
12	22.787	<b>30.406</b>	16.480	<b>1:09.673</b>	12	22.639	30.207	16.573	1:09.419
13	22.727	31.536	16.733	1:10.996	13	23.312	32.710	16.453	1:12.475
14	23.176	31.440	16.903	1:11.519	14	<b>22.443</b>	<b>30.016</b>	16.355	<b>1:08.814</b>
<b>8 Warren THOMPSON (WA) (7th)</b>					<b>61 Mark LAUCKE (SA) (5th)</b>				
1	33.502	33.469	18.032	1:25.003	1	30.768	31.483	16.764	1:19.015
2	24.898	33.206	17.353	1:15.457	2	23.498	30.581	16.561	1:10.640
3	24.824	32.848	17.641	1:15.313	3	23.467	31.054	16.934	1:11.455

*Scott Laing*

Chief Time Keeper - Scott Laing

*Paul Cansdale*

Clerk of Course - Paul Cansdale



Computime Race Timing Systems Pty Ltd © 1996


Licensed to Computime Race Timing Systems

[www.computime.com.au](http://www.computime.com.au)

COMPUTIME RACE TIMING SYSTEMS PTY LTD

9 Timber Lane, Glen Waverley, Vic 3150. Ph : 0418 17 13 17

E-mail : [scott@computime.com.au](mailto:scott@computime.com.au)





2013 QBE



Round 3 : Queensland Raceway : June 14 - 16

SPORTS RACER

Race 1

Date: 15/06/13

Event: R04

Started at: 16:19:59

Laps: 14 Min + 1

Lap

Starters: 9

Printed at: 16:40

Weather: Partly cloudy - Temp: 16.6C

Track: Dry - Temp: 22.6C

PROVISIONAL SPLIT TIMES

Table with 11 columns: Lap, Split 1, Split 2, Split 3, Lap Time, Lap, Split 1, Split 2, Split 3, Lap Time. Contains data for laps 4-14.

18 Aaron STEER (SA) (3rd)

Table with 5 columns: Lap, Split 1, Split 2, Split 3, Lap Time. Contains data for laps 1-14 for Aaron Steer.

81 Craig PERRY (NSW) (DNF)

Table with 5 columns: Lap, Split 1, Split 2, Split 3, Lap Time. Contains data for laps 1-7 for Craig Perry.

83 Aaron THOMPSON (SA) (8th)

Table with 5 columns: Lap, Split 1, Split 2, Split 3, Lap Time. Contains data for laps 1-13 for Aaron Thompson.

Handwritten signature of Scott Laing

Chief Time Keeper - Scott Laing

Handwritten signature of Paul Cansdale

Clerk of Course - Paul Cansdale



Computime Race Timing Systems Pty Ltd © 1996


Licensed to Computime Race Timing Systems

www.computime.com.au

COMPUTIME RACE TIMING SYSTEMS PTY LTD

9 Timber Lane, Glen Waverley, Vic 3150. Ph : 0418 17 13 17

E-mail : scott@computime.com.au





2013 QBE



### Round 3 : Queensland Raceway : June 14 - 16

#### SPORTS RACER

#### Race 1

Date: 15/06/13

Event: R04

Started at: 16:19:59

Laps: 14 Min + 1

Lap

Starters: 9

Printed at: 16:40

Weather: Partly cloudy - Temp: 16.6C

Track: Dry - Temp: 22.6C

#### PROVISIONAL SPLIT TIMES

Lap	Split 1	Split 2	Split 3	Lap Time	Lap	Split 1	Split 2	Split 3	Lap Time
-----	---------	---------	---------	----------	-----	---------	---------	---------	----------

The results are provisional until the end of the time limit for protests and appeals.

Chief Time Keeper - Scott Laing

Clerk of Course - Paul Cansdale




Computime Race Timing Systems Pty Ltd © 1996  
Licensed to Computime Race Timing Systems

[www.computime.com.au](http://www.computime.com.au)

**COMPUTIME RACE TIMING SYSTEMS PTY LTD**

9 Timber Lane, Glen Waverley, Vic 3150. Ph : 0418 17 13 17

E-mail : [scott@computime.com.au](mailto:scott@computime.com.au)





2013 QBE



### Round 3 : Queensland Raceway : June 14 - 16

### SPORTS RACER

### Race 1

Date: 15/06/13

Event: R04

Started at: 16:19:59

Laps: 14 Min + 1

Lap

Starters: 9

Printed at: 16:40

Weather: Partly cloudy - Temp: 16.6C

Track: Dry - Temp: 22.6C

### PROVISIONAL FASTEST LAPS SEQUENCE

Lap	Race Pos	No	Name	Machine	Fastest Lap	On Lap
1	1	56	James WINSLOW (ENG)	West WR 998	1:16.551	1
2	1	56	James WINSLOW (ENG)	West WR 998	1:09.687	2
2	2	1	Adam PROCTOR (NSW)	Stohr WF1 998	1:09.665	2
3	1	56	James WINSLOW (ENG)	West WR 998	1:09.489	3
4	1	56	James WINSLOW (ENG)	West WR 998	1:09.317	4
4	2	1	Adam PROCTOR (NSW)	Stohr WF1 998	1:09.259	4
6	1	56	James WINSLOW (ENG)	West WR 998	1:09.097	6
8	1	56	James WINSLOW (ENG)	West WR 998	1:09.091	8
9	2	1	Adam PROCTOR (NSW)	Stohr WF1 998	1:08.920	9
14	2	56	James WINSLOW (ENG)	West WR 998	1:08.814	14

The results are provisional until the end of the time limit for protests and appeals.

Chief Time Keeper - Scott Laing

Clerk of Course - Paul Cansdale



Computime Race Timing Systems Pty Ltd © 1996


Licensed to Computime Race Timing Systems

[www.computime.com.au](http://www.computime.com.au)

**COMPUTIME RACE TIMING SYSTEMS PTY LTD**

9 Timber Lane, Glen Waverley, Vic 3150. Ph : 0418 17 13 17

E-mail : [scott@computime.com.au](mailto:scott@computime.com.au)





2013 QBE



Round 3 : Queensland Raceway : June 14 - 16

SPORTS RACER

Race 1

Date: 15/06/13

Event: R04

Started at: 16:19:59

Laps: 14 Min + 1

Lap

Starters: 9

Printed at: 16:40

Weather: Partly cloudy - Temp: 16.6C

Track: Dry - Temp: 22.6C

PROVISIONAL LAP SHEET

Table with 12 columns: No, Lap Time, Gap, No, Lap Time, Gap, No, Lap Time, Gap, No, Lap Time, Gap, No, Lap Time, Gap. It lists race data for 14 laps across 12 columns.

The results are provisional until the end of the time limit for protests and appeals.

Handwritten signature of Scott Laing

Chief Time Keeper - Scott Laing

Handwritten signature of Paul Cansdale

Clerk of Course - Paul Cansdale



Computime Race Timing Systems Pty Ltd © 1996

Licensed to Computime Race Timing Systems

www.computime.com.au

COMPUTIME RACE TIMING SYSTEMS PTY LTD

9 Timber Lane, Glen Waverley, Vic 3150. Ph : 0418 17 13 17

E-mail : scott@computime.com.au





2013 QBE



**Round 3 : Queensland Raceway : June 14 - 16**

**SPORTS RACER**

**Race 1**

Date: 15/06/13

Event: R04

Started at: 16:19:59

Laps: 14 Min + 1

Lap

Starters: 9

Printed at: 16:40

Weather: Partly cloudy - Temp: 16.6C

Track: Dry - Temp: 22.6C

**PROVISIONAL LAP CHART**

Grid	1	2	3	4	5	6	7	8	9	10	11	12	13	14
56	56	56	56	56	56	56	56	56	56	56	56	56	56	56
1	1	1	1	1	1	1	1	1	1	1	1	1	1	1
81	18	18	18	18	18	18	18	18	18	18	18	18	18	18
2	81	81	81	81	81	81	81	61	61	2	2	2	2	2
61	2	2	61	61	2	2	2	2	2	61	61	61	61	61
18	61	61	2	2	61	61	61	33	33	33	33	33	33	33
33	33	33	33	33	33	33	33	8	8	8	8	8	8	8
8	8	8	8	8	8	8	8	83	83	83	83	83	83	83
83	83	83	83	83	83	83	83	83	83	83	83	83	83	83

The results are provisional until the end of the time limit for protests and appeals.


Chief Time Keeper - Scott Laing

Clerk of Course - Paul Cansdale



Computime Race Timing Systems Pty Ltd © 1996  
Licensed to Computime Race Timing Systems  
[www.computime.com.au](http://www.computime.com.au)

**COMPUTIME RACE TIMING SYSTEMS PTY LTD**  
9 Timber Lane, Glen Waverley, Vic 3150. Ph : 0418 17 13 17  
E-mail : [scott@computime.com.au](mailto:scott@computime.com.au)





2013 QBE



### Round 3 : Queensland Raceway : June 14 - 16

### SPORTS RACER RACE 2 (Event 5)

Date: 15/06/13

Event: R04

Started at: 16:19:59

Laps: 14 Min + 1

Lap

Starters: 9

Printed at: 16:40

Weather: Partly cloudy - Temp: 16.6C

Track: Dry - Temp: 22.6C

### PROVISIONAL GRID SHEET



	2		1	
	<b>56</b>	J. WINSLOW 16:20.472	<b>1</b>	A. PROCTOR 16:19.522
	4		3	
<b>2</b>	D. BARLOW 16:43.185		<b>18</b>	A. STEER 16:43.013
	6		5	
	<b>33</b>	M. WHITING 17:16.513	<b>61</b>	M. LAUCKE 17:00.581
	8		7	
<b>83</b>	A. THOMPSON 17:14.744		<b>8</b>	W. THOMPSON 16:28.602
			9	
			<b>81</b>	C. PERRY 8:24.064

The results are provisional until the end of the time limit for protests and appeals.

Chief Time Keeper - Scott Laing

Clerk of Course - Paul Cansdale



Computime Race Timing Systems Pty Ltd © 1996  
Licensed to Computime Race Timing Systems  
[www.computime.com.au](http://www.computime.com.au)

**COMPUTIME RACE TIMING SYSTEMS PTY LTD**  
9 Timber Lane, Glen Waverley, Vic 3150. Ph : 0418 17 13 17  
E-mail : [scott@computime.com.au](mailto:scott@computime.com.au)

